三相三线通用系列CW12B-S

Three-Phase and Three-Line General Purpose Series



CE RoHS

特点和优点　Features and benefits

- 结构紧凑，安装快捷方便
  Compact size, fast and easy chassis mounting
- 有效地适用于平衡和不平衡的三相负载
  Effective for both balanced and unbalanced three phase loads
- 优越的传导衰减性能，电流范围广
  Good conducted attenuation performance, wide current range

典型应用　Typical applications

- 电气和电子设备
  Electrical and electronic equipment
- 医疗和商业设备
  Medical and commercial equipment
- 自动化和工业测试设备
  Automation and industrial testing equipment

技术参数　Technical specifications

额定电压 Maximum continuous operating voltage：	115/250/380VAC
工作频率 Operating frequency：	50/60Hz
额定电流 Rated currents：	10A ~ 60A @ 40℃ Max.
耐压试验(一分钟) High potential test voltage(1 min)：	Line to Line 1500VDC / Line to Ground 1500VAC
工作和储存环境温度 Operation and storage temperature range：	-25℃~+85℃ (25/085/21)

型号 Filter	额定电流 Rated current @40℃ [A]	泄露电流 * Leakage rate * 250VAC/50Hz [mA]	电容 Capacitance Cy [nF]	电阻 Resistance R [kΩ]	端接方式 Terminal connections	电路图 Electrical schematic [fig.]	外形尺寸 Dimensions [fig.]
CW12B–10A–S	10	< 0.5	3.3	1500	S	2	G1
CW12B–20A–S	20	< 0.5	6.8	1500	S	2	G1
CW12B–30A–S	30	< 0.5	4.7	1500	S	2	G1
CW12B–40A–S	40	< 0.5	6.8	1500	S	2	G1
CW12B–50A–S	50	< 0.5	6.8	1500	S	2	G1
CW12B–60A–S	60	< 0.5	6.8	1500	S	2	G1

* 后缀“S”代表螺栓式连接。
The suffix “S” represents bolt connection.

** 最大泄漏电流是在正常状态下测得，注意如果中线断开，最坏情况下泄露电流可能达到两倍以上。
Maximum leakage under normal operating conditions, note: if the neutral line is interrupted, worst case leakage could reach twice this level.

电路图　Electrical schematics

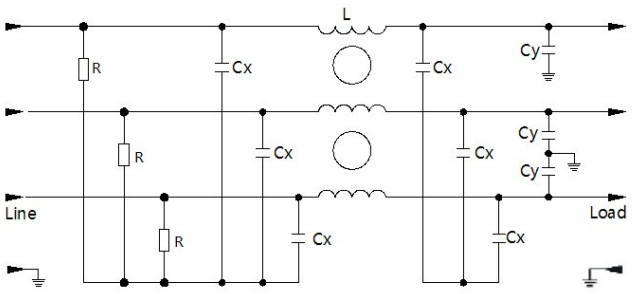

fig. 2

典型衰减特征　Typical filter attenuation

Per CISPR 17/50Ω system　[———— 共模 Common mode ;　-------- 差模 Differential mode]

CW12B – 10A – S

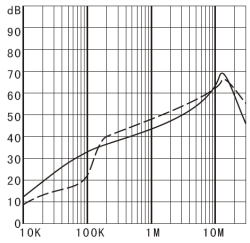

CW12B – 20A – S

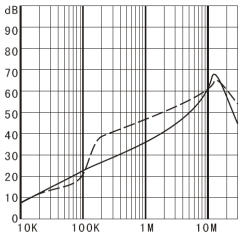

CW12B – 30A – S

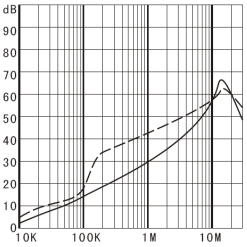

CW12B – 40A – S

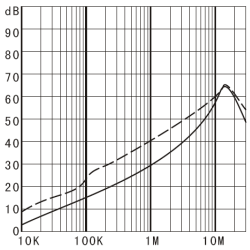

CW12B – 50A – S

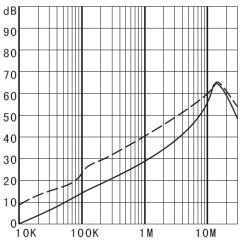

CW12B – 60A – S

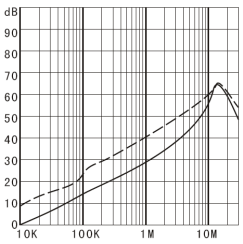

外形尺寸　Dimensions　[All dimensions in mm]

端接方式　Connections style　"S"

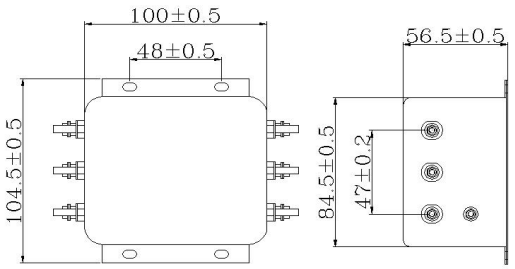

fig. G1