Smun
XIMENG ELECTRIC

Zhejiang Ximeng Electronic Technology Co., Ltd.

30W Din Rail Power Supply HDR-30



Dimension 90*54.5*35mm (H*D*W)

Features:

- Ultra width 5mm(2SU)
- Universal input 85-264VAC
- No minimum load required
- DC output adjust(±10%)
- Cooling by free air convection - 30~+70℃
- Din Rail: TS-35/7.5 or 15
- Protections : Short circuit/Overload/Over voltage
- LED indicator
- 2 years warranty

ISO9001:2008

SPECIFICATION

MODEL		HDR-30-5	HDR-30-12	HDR-30-15	HDR-30-24
OUTPUT	DC VOLTAGE	5V	12V	15V	24V
	RATED CURRENT	6A	2.5A	2A	1.25A
	CURRENT RANGE	0-6A	0-2.5A	0-2A	0-1.25A
	RATED POWER	30W	30W	30W	30W
	RIPPLE & NOISE (max.) Note.2	80mVp-p	100mVp-p	120mVp-p	150mVp-p
	VOLTAGE ADJ. RANGE	4.5~5.5V	10.8~13.5V	13.5~16.5V	21.6~28V
	VOLTAGE TOLERANCE Note.3	±2.0%	±1.0%	±1.0%	±1.0%
	LINE REGULATION	±1.0%	±1.0%	±1.0%	±1.0%
	LOAD REGULATION	±1.0%	±1.0%	±1.0%	±1.0%
	SETUP, RISE TIME	500ms、50ms/230VAC 500ms、50ms/115VAC (full load)			
	HOLD UP TIME (Typ.)	30ms/230VAC 12ms/115VAC (full load)			
INPUT	VOLTAGE RANGE Note.6	85-264VAC 120-370CDV			
	EFFICIENCY(Typ.)	82%	86%	88%	88%
	AC CURRENT(Typ.)	0.88A/115VAC 0.48/230VAC			
	INRUSH CURRENT (Typ.)	Cold start 25A/115VAC 45A/230VAC			
PROTECTION	OVERLOAD	110~150% rated output power			
		Protection type : Constant current limiting, recovers automatically after fault condition is removed			
	OVER VOLTAGE	5.75-7V	13.8-16.2V	17.25-20.25V	30-36V
		Protection type : Shut down o/p voltage, re-power on to recover			
	REVERSED POLARITY				
	UVLO				
ENVIRONMENT	WORKING TEMP.	-30-+70℃(Refer to "Derating Curve")			
	WORKING HUMIDITY	20~95%RH non-condensing			
	STORAGE TEMP.,HUNMIDITY	-40~+85℃, 10%-95%RH,non-condensing			
	TEMP. COEFFICIENT	±0.03%℃(0-50℃)			
	VIBRATION	Component : 10~500Hz,2G 10min./1 cycle , 60min. each along X,Y,Z axes			
	OPERATING ALTITUDE	2000m			
SAFETY& EMC (Note.5)	SAFETY STANDARDS	Comply to CE and GB4943			
	WITHSTAND VOLTAGE	I/P-O/P:3KVAC			
	ISOLATION RESISTANCE	I/P-O/P>100M Ohms / 500Vdc / 25℃/ 70% RH			
	EMC EMISSION	EN55032(CISPR32)CLassB,EN61000-3-3			
	EMC IMMUNITY	EN 61000-4-2,3,4,5,6,8			
OTHERS	MTBF	907K hrs min.MIL-HDBK-217F(25℃)			
	DIMENSION	90*54.5*35mm (H*D*W)			
	PACKING	0.12kg/Pcs			

NOTE

1. All parameters NOT specially mentioned are measured at 230VAC input, rated load and 25℃ of ambient temperature.
2. Ripple & noise are measured at 20MHz of bandwidth by using a 12" twisted pair-wire terminated with a 0.1uf & 47uf parallel capacitor.
3. Tolerance : includes set up tolerance, line regulation and load regulation.
4. The power supply is considered a component which will be installed into final equipment. The final equipment must be re-confirmed that it still meets EMC directives.
5. Installation clearances : 40mm on top, 20mm on the bottom, 5mm on the left and right side are recommended when loaded permanently with full power.
   In case the adjacent device is a heat sour, 15mm clearance is recommended.
6. Derating may be needed under low input voltage. Please check the derating curve for more details.

30W Din Rail Power Supply HDR-30

Mechanical Specification

measurement unit : mm

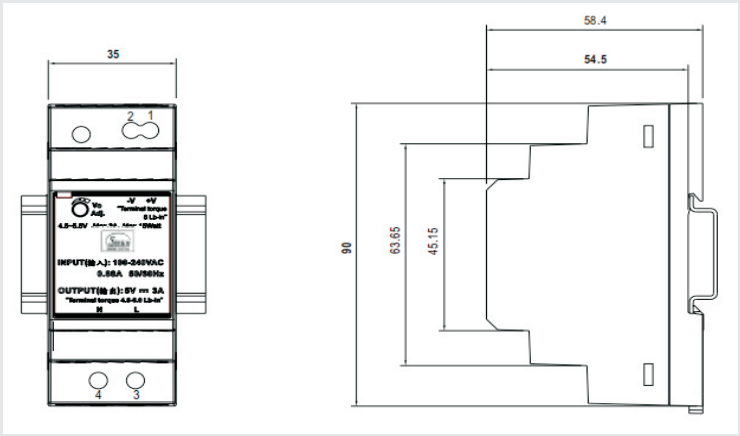

TerminalPin No. Assignment

Pin No.	Assignment
1	DC +Vo
2	DC -Vo
3	AC Input N
4	AC Input L

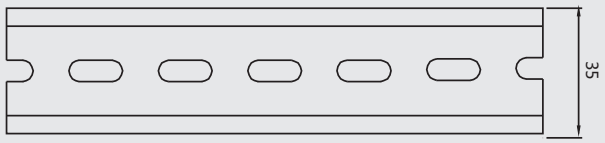

S35/7.5 or TS35/15

Block Diagram

fosc : 100KHz

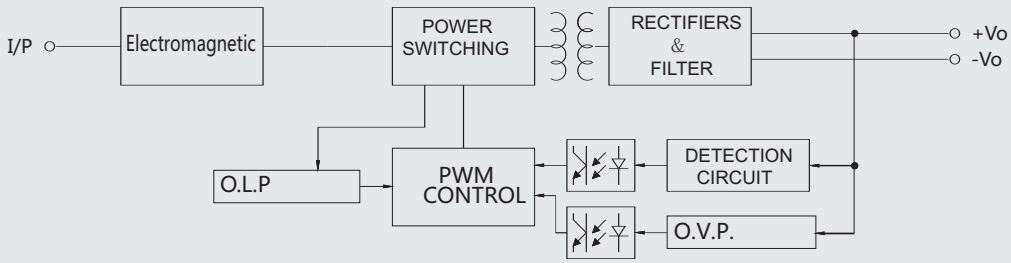

Derating Curve

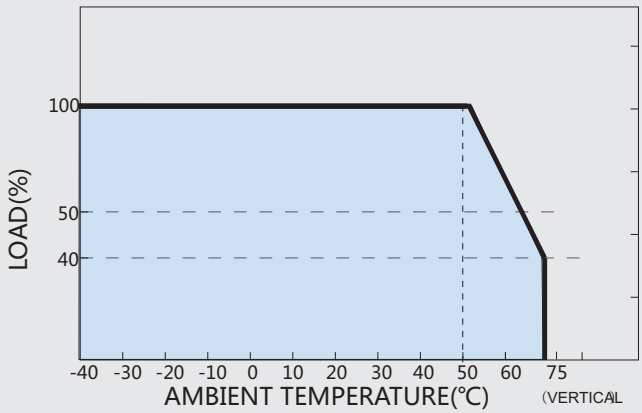

Static Characteristics

